

JMS Throttle Control Family

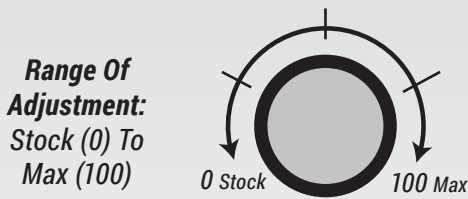
What is a PedalMAX throttle enhancement device?

PedalMAX eliminates your vehicle's throttle delay and improves performance. Many stock vehicles have delayed throttle response. Throttle delay is most noticeable when trying to pass or merge. Simple to install, **PedalMAX**, improves your vehicle's performance and acceleration "Live-On-The-Fly".



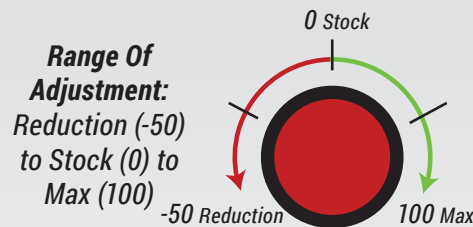
PedalMAX®

- Improve Acceleration
- Adjustable "Live-On-The-Fly"
- Eliminate Throttle Delay
- Simple To Install & Waterproof
- Plug N' Play
- Adjustment Dial Included
- Factory & Aftermarket Tuning Compatible
- Supports Most Vehicles
- Unplugged Dial= Mid-range Setting (60)
- Emissions Legal: CARB D-816-2, D-816-3, D-816-4, D-816-5, D-816-6, D-816-7




PedalMAX® TERRAIN

- Designed For Varying Terrain
- Adjust Based On Conditions "Live-On-The-Fly"
- Improve Acceleration or Reduce Your Pedal Throttle Response
- Simple To Install & Waterproof
- Plug N' Play
- Adjustment Dial Included
- Factory & Aftermarket Tuning Compatible
- Supports Most Vehicles
- Unplugged Saves Your Dial Position



TractionMAX

- Optimize Throttle Response & Traction
- Adjustable "Live-On-The-Fly"
- Designed For Traction Limited Vehicles
- Simple To Install & Waterproof
- Plug N' Play
- Dual Adjustment Dials Included
- Factory & Aftermarket Tuning Compatible
- Supports Most High HP / Forced Induction / Aftermarket/OE Vehicles
- Unplugged Dial Saves The Position Of Both Control Dials



PedalMAX improves the throttle response and driving characteristics of your vehicle. It plugs in-line between your vehicle's pedal position sensor and vehicle harness. Easy to install, plug n' play, and adjustable "Live-On-The-Fly".

PedalMAX Terrain gives you "Live-On-The-Fly" control of your throttle response. Designed to be adjusted by the driver as the terrain changes. Easy to install, plug n' play, it plugs in-line between your vehicles pedal position sensor and vehicle harness. The dial save feature is useful for new drivers, it can be adjusted to reduce the max throttle available to a driver.

TractionMAX is designed to work traction limited vehicles. Adjust to enhance traction & performance. It plugs in-line between your vehicles pedal position sensor & vehicle harness. Use the included dual-dial to adjust Pedal (throttle) response & Time (traction) response. Beneficial dual-dial save feature is great for new drivers, adjust to reduce the ability to over-power the tires.